

<b>Name of activity</b>	Colloquium Online Lecture on “Data Science – Scope and Challenges”
<b>Objectives of the activity (maximum 40 words)</b>	The Objective of the webinar is to create awareness about the challenges and scope regarding the field and how one can pursue as a Data Scientist in future.
<b>Organizing department/s</b>	Sankhya Club of the Statistics Department
<b>Collaborative institute</b>	NIL
<b>Date ( DD / MM / YYYY )</b>	04/10/2021
<b>venue</b>	Google meet <a href="https://meet.google.com/uyc-hphx-ioa">https://meet.google.com/uyc-hphx-ioa</a>
<b>Mode</b>	Online
<b>Details of Resource person (name, designation, institution)</b>	Mr. Vinayak Deshpande Managing Director – Sankhya Analytical Research Pvt. Ltd India. Partner: Sankhya Analytics, LLP UK (2016). Director: Medicounts Life Sciences Pvt. Ltd. (2013). Principal Advisor: Direxions Marketing Solutions Pvt. Ltd. (2013).
<b>Key Participants</b>	Secretary and Joint Secretary of the club: MS Shruti Pathak & Atharva Tikare Host of the Event: Mr. Aditiya Waman & Ms. Namrata Singh Saraswati Vandana: Mr. Vedant Jadhav
<b>Remarkable outcomes/ key take-away messages (max. three)</b>	The Chief Guest Mr. Vinayak Deshpande introduced the students to the concepts of Data Science and gave valuable information on the following points. Different Roles/Designations after Graduation. Skill Set required to become a Data Scientist. Current Status in India about Data Science. Data Science Project Life Cycle. Case Study & Technology used in Data Science.
<b>Details of participants</b>	
Total Number	98
Outsiders	NIL
In-house	98
	Faculty members: 03                      students: 95
	Male:                      female:                      others:
<b>Additional information</b>	Mr. Vinayak Deshpande gave valuable information on the following points. Skill Set required to become a Data Scientist. Programming Skills. Domain Knowledge. Communication/Presentation Skills. Innovation, Descriptive, Predictive, Prescriptive. He explained these concepts with the help of PowerPoint Presentation and explained its relevance with real life examples.

Name of Coordinator/ teacher in-charge: Ms. Divya Nair

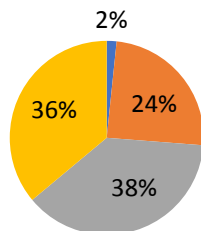
Two Geo tagged photos:



Graphical representation of feed-back:

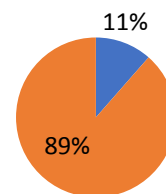
### Knowledge

■ Average ■ Excellent ■ Good ■ Very Good



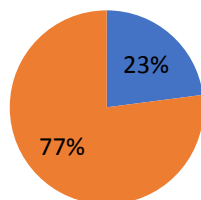
### Wanted Similar Webinar in future

■ No ■ Yes



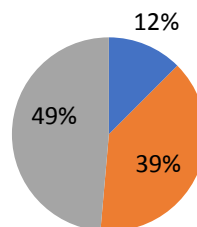
### Webinar meet your expectations

■ Maybe ■ Yes



### Rating for the event

■ 3 ■ 4 ■ 5



### Rating for the mode of conduct

■ 2 ■ 3 ■ 4 ■ 5

